

How to create your personalized account

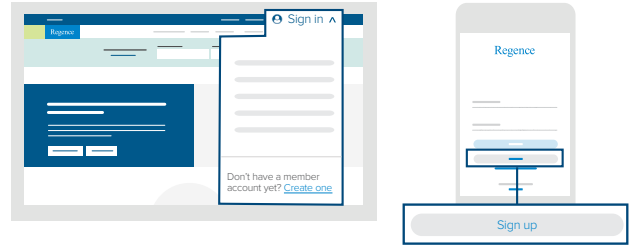
We've made using your health plan easier—and less complicated. Create an account at regence.com to check your deductible, find an in-network provider nearby and get access to your personalized benefits. Download the Regence app to quickly view your health details wherever work and life take you.

1

Go to regence.com or download the Regence app.

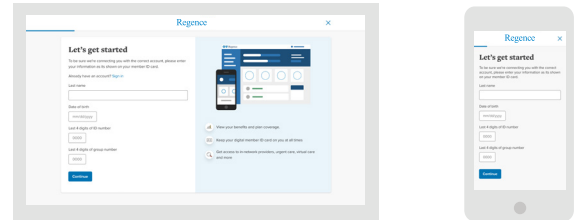
On the website, click **Sign in**, and select **Create one** to begin creating your account.

Within the app, select **Sign up**.



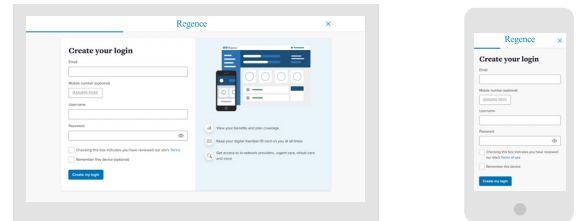
2

Enter your last name, date of birth, and the last four digits of your ID and group numbers found on your member ID card.



3

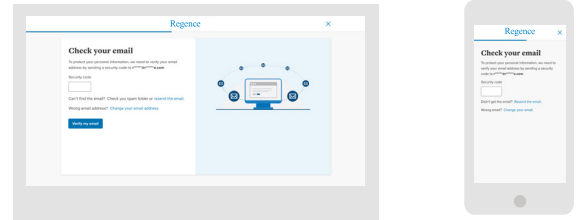
Enter your email address and mobile number (optional), and create a username and password.



4

Check your email inbox to verify your email address.

If you gave us your mobile phone number, we'll send a code via text message to enter on the website to verify your number.



5

Opt in if you wish to receive paperless communications, including your EOBs.

6

You're done! ✨ Now you can begin exploring your personalized benefits.



Visit regence.com or download the Regence app to create your account today.

Regence BlueCross BlueShield of Utah
is an Independent Licensee of the Blue Cross and Blue Shield Association

Regence BlueCross BlueShield of Utah
2890 E Cottonwood Parkway | Salt Lake City, UT 84121

REG-UT-1275730-24/03
© 2024 Regence BlueCross BlueShield of Utah

Regence complies with applicable Federal civil rights laws and does not discriminate on the basis of race, color, national origin, age, disability, or sex. ATENCIÓN: si habla español, tiene a su disposición servicios gratuitos de asistencia lingüística. Llame al 1-888-344-6347 (TTY: 711). 注意：如果您使用繁體中文，您可以免費獲得語言援助服務。請致電 1-888-344-6347 (TTY: 711).